

**WACCAMAW REGIONAL TRANSPORTATION AUTHORITY**  
**d/b/a COAST RTA**  
**REGULAR BOARD OF DIRECTORS MEETING**  
**JUNE 27, 2018**  
**9:30 AM**

**AGENDA**

1. CALL TO ORDER
2. INVOCATION/PLEDGE OF ALLEGIANCE
3. ROLL CALL – ANNOUNCEMENT OF QUORUM
4. ACKNOWLEDGEMENT OF VISITORS
5. PUBLIC COMMENT (3-MINUTE LIMIT)
6. EMPLOYEE RECOGNITION
7. APPROVAL OF AGENDA
8. APPROVAL OF MINUTES FROM MAY MEETING
9. SERVICE/PAC COMMITTEE REPORT – No Report Meeting was Cancelled
10. FINANCE COMMITTEE REPORT – No Report – Full Board Discussion of May Financials
11. GENERAL MANAGER’S REPORT
12. APPROVAL OF RESOLUTIONS
  - JUNE2018-08 APPROVAL TO AWARD UNIFORM CONTRACT TO CINTAS
  - JUNE2018-09 APPROVAL FOR BOARD CHAIRMAN TO EXECUTE HORRY COUNTY FY19 FUNDING AGREEMENT
  - JUNE2018-10 APPROVAL FOR GENERAL MANAGER TO NEGOTIATE AND EXECUTE FY19 FUNDING AGREEMENT WITH THE CITY OF MYRTLE BEACH
  - JUNE2018-11 APPROVAL FOR GENERAL MANAGER TO NEGOTIATE AND EXECUTE FY19 FUNDING AGREEMENT WITH GEORGETOWN COUNTY
13. EXECUTIVE SESSION
14. OLD BUSINESS
15. NEW BUSINESS
16. ANNOUNCEMENTS
17. ADJOURNMENT

**THE NEXT BOARD OF DIRECTORS MEETING IS TENTATIVELY SCHEDULED FOR**  
**WEDNESDAY, AUGUST 29, 2018 AT 9:30 AM**  
**IN THE CONFERENCE ROOM LOCATED AT 1418 THIRD AVENUE, CONWAY, SC**

**2018 BOARD OF DIRECTORS  
ATTENDANCE ROSTER**

	<b>OCT 26</b>	<b>DEC 6</b>	<b>JAN 24</b>	<b>FEB 28</b>	<b>MAR 28</b>	<b>APR 21</b>	<b>MAY 30</b>	<b>JUNE 27</b>	<b>JULY 25</b>	<b>SEPT 26</b>
<b>D'Angelo, Katharine</b>	X	X	X	E	E	X	X			
<b>Blackwelder, Sid</b>	X	X	E	X	X	X	X			
<b>Eickhoff, Darrell</b>	X	X	X	X	E	X	X			
<b>Gasque, Debbie</b>	E	X	X	X**	E	E	E			
<b>James, Wilbur G.</b>	E	X	E	E	X	E	X**			
<b>Johnson, Lillie Jean</b>	X	X	X	X	X	X	X			
<b>Keene, Marvin, Ph.D. CFA</b>	X	E	X	X	X	X	E			
<b>Lazzara, Joseph</b>	X	X	E	X	X	X	X			
<b>Sheehan, Rob, Ph.D.</b>	X	X	X	X	X	X	X			
<b>Silverman, Bernard</b>	X	X	X	X	X	X	X			
<b>Wilson, Ivory</b>	X	X	X	X	E	X	X			

X = In Attendance

A = Absent

E = Excused Absence

\* = Arrived after roll call

\*\*= In attendance via conference call

**JANUARY 2018**

WACCAMAW REGIONAL TRANSPORTATION AUTHORITY  
d/b/a THE COAST RTA  
REGULAR BOARD OF DIRECTORS MEETING  
WEDNESDAY, MAY 30, 2018  
9:30 AM

**Board Present:** Dr. Rob Sheehan  
Darrell Eickhoff  
Joseph Lazzara  
Bernard Silverman  
Lillie Jean Johnson  
Sid Blackwelder  
Ivory Wilson  
Katherine D'Angelo  
Mickey James (via Go to Meeting)

**Staff Present:** Brian Piascik, General Manager/CEO  
Lynette Nobles, Executive Assistant/Board Liaison  
Ron Prater, Chief Financial Officer (via Go to Meeting)  
Michelle Cantey, PIO

**Visitors:** None

**In accordance with the Freedom of Information Act (FOIA), the 2018 meeting schedule was provided to the press at the beginning of the 2018 calendar year, stating the date, time and location. In addition, notice of this meeting was provided to the press and stakeholders, stating the date, time, and location on May 28, 2018.**

**CALL TO ORDER:** Dr. Sheehan called the meeting to order at 9:00 AM and welcomed everyone.

**INVOCATION/PLEDGE OF ALLEGIANCE:** Mr. James gave the invocation and the Pledge of Allegiance was recited

**ROLL CALL/ANNOUNCEMENT OF QUORUM:** Roll call was taken. A quorum was present.

**ACKNOWLEDGEMENT OF VISITORS:** None

**PUBLIC COMMENT:** (3-minute limit)

**EMPLOYEE RECOGNITION:** None

**APPROVAL OF AGENDA:** Dr. Sheehan proposed the following change to the Agenda; moving the Executive Session after the General Manager's Report and before the Approval of Resolutions.

He also added two items to the Executive Session for discussion: (1) board responsibility when a board member ceases to be a board member, it is the responsibility of the Board of Directors to submit a letter to the appointing body (Article V (g)); and (2) the timeline and beginning the process for the annual evaluation for the General Manager (once the board receives the accomplishments of the General Manager for the past year). There was a motion and a second to approve the changes to the agenda, including the additional items to the Executive Session. A voice vote was taken; no nays being heard, the amended agenda was approved.

**APPROVAL OF MINUTES:**

There was a motion and a second to approve the minutes from the April board meeting. A voice vote was taken; no nays being heard, the minutes were approved.

**COMMITTEE REPORTS**

**SERVICE/PAC COMMITTEE:** Ms. Johnson began by reporting that the Entertainment Shuttle was to have begun May 29, 2018. Mr. Piascik reported that the Entertainment Shuttle began on schedule. With the first day being a transition day for those leaving Myrtle Beach and those arriving, and the rain, we expect the ridership to improve. There are two (2) substantive changes; we are beginning earlier in the day, one vehicle runs 9:00 AM, to 9:00 PM; with the second vehicle running Noon to Midnight. We've also extended coverage. When leaving the Aquarium, turn left onto 21<sup>st</sup> Ave. North across Hwy. 17 By-Pass to Broadway Grand Prix, Cal Ripken Experience, and Myrtle Waves, back down 21<sup>st</sup> and then all the way down to 3<sup>rd</sup> Avenue South going by Family Kingdom and then up Ocean Boulevard. We're still able to maintain 30-minute frequency in the mornings and evenings when things die down a little. These vehicles are on the app and we're working on announcement.

Ms. Cantey shared that Dr. Twigg and Dr. Sheehan assisted with the survey questions. There will be a snapshot each month of the ridership, so that we have a good understanding of the riders instead of waiting until the end of summer. Then we will have a survey for fixed route. Dr. Sheehan added that one of the substantive changes is the question regarding fares, which is something we haven't asked before. Ms. Cantey went on to say that the question is "If there were a charge for the shuttle, would you still hop a ride? And, for which fare: \$1/person/ride; \$1.25/person/ride; \$1.50/person/ride or not for any charge. Mr. Piascik shared that our dynamic with the City of Myrtle Beach is changing and we need to rethink our strategy for moving forward with it. There's the possibility of doing an all-day/hop-on, hop-off fare/pass that we could think about.

Code of Conduct – is being posted on all vehicles and will be completed within a couple of weeks. Mr. Eickhoff asked for a deadline date – June 30<sup>th</sup> was offered and accepted. Our attorney was consulted as to our not allowing hand guns on our vehicles.

Regarding the sale of advertising on our buses, Mr. Piascik said that Ms. Cantey is doing a great job with the ad sales. We're about \$25,000 over the \$40,000 we have budgeted. That amount is net. The person/company buying the advertising pays for the installation and removal of the ad.

Regarding the City of North Myrtle Beach, there were issues with parking, so they decided not to proceed. It was good in that it opened the line of communication with them.

Mr. Silverman asked if there is any update regarding the signs. Mr. Piascik said that they are still working on implementation plan and he is working on the grant for installation of bus stop signs. We have to find local match. We should see an implementation plan by the end of the month. Mr. Eickhoff asked when we would see the first sign go into the ground; Mr. Piascik replied that we had talked about July-August timeframe, so August. We have to get the grant rolling and find out where the local match is going to come from.

Ms. Johnson said that in an earlier meeting, Mr. Piascik had said that Ms. Hill was working on a complaint form. Mr. Piascik shared that they have not had an opportunity to talk about that yet, but will have an update at the next committee meeting.

Mr. Wilson asked if the new buses are being used on the Conway Route. Mr. Piascik explained that they are, as we are required to have our vehicles rotated on all of our routes.

**FINANCE COMMITTEE:** Mr. Piascik began by saying that the financials are fairly benign because we have our budget revision, so there's not a lot to talk about. Obviously, we are in a cost-cutting mode just so we make our budget more sustainable in future years. Cash Requirements is obviously in decent shape until we get into mid-July. Mr. Prater added that we have some state 5311 money coming in that will help us get through June. Mr. Piascik called the board's attention to the KPI's on page 9 of the April financials. Ridership in April saw a significant uptick. Even without the 1700 rides for the airshow, there is a 10% increase over April 2017. We're looking forward to a busy summer. Ms. D'Angelo asked if we get any money from the airshow. Mr. Piascik stated that we had billed the airport (Horry County) \$9,400, who will bill the contractor responsible for the airshow. Mr. Eickhoff asked why we went down to 82% on On-Time Performance. Mr. Piascik said that we are looking at that. We are experimenting with the AVL data on looking at on-time performance. Right now, the drivers call in the time they're leaving. We will definitely be keeping an eye on the on-time performance. One more thing on Page 9, if you look at the Fares/Contract Revenue line, those numbers have been updated to reflect our contract dollars (i.e. the SCWorks Grant and the \$61,000 in April includes the \$9,000 that we billed for the airshow shuttle. Paratransit has leveled off in the 1100 – 1200 passengers-per-month range. We are looking at the software package.

We also had the FY19 Budget Discussion. Mr. Piascik shared that at the present he is still formulating where we are on the revenue side, working with the different governments, so until we have more of a handle on that, we won't be able to go into the FY19 budget. Mr. Prater is working on the cost side trying to find a way to present those numbers in an easier to understand format. Right now, it's just a work in progress. Dr. Sheehan asked if we're still looking at June for suggested expense reduction; Mr. Piascik said yes.

**GENERAL MANAGER'S REPORT:** Mr. Piascik began by saying that Coast RTA, Kevin, served as the lead agency for state-wide procurement of paratransit scheduling software. There were four (4) bids and we ended up taking all four (4) bids from which each agency may choose, depending on their need (Fixed Route and Paratransit, Paratransit, and one for smaller systems). We have the first demo

scheduled for next Thursday. We are going back to having the system do the scheduling. At the TASC Board Retreat, he got to see two (2) of the demos. We will be asking for a resolution for the system we select. Dr. Sheehan asked that Mr. Piascik give the board a feel for our .84 person number, whether that's low or high.

Mr. Piascik reported that there are flooring issues at the Transfer Center. There are floor joists that need to be added and some structural things that need to be addressed, new tiles on the floor, and ventilation under the building to make better airflow, The total fix will be less than \$2500.

**EXECUTIVE SESSION: TO DISCUSS CONTRACT & PERSONNEL ITEMS**

There was a motion and a second at 10:51 AM to go into Executive Session to discuss contract and personnel items. A voice vote was taken; no nays being heard, the motion passed.

There was a motion and a second at 11:50 AM to come out of Executive Session. A voice vote was taken; no nays being heard, the motion passed.

During Executive Session, no votes were taken and no decisions were made.

**APPROVAL OF RESOLUTIONS:** Ms. Nobles read the following resolutions into the record.

**WACCAMAW REGIONAL TRANSPORTATION AUTHORITY  
RESOLUTION NO. MAY2018-06**

**AUTHORIZATION TO EXTEND EXISTING SHORT-TERM LOAN**

A motion of the Board of the Waccamaw Regional Transportation Authority Authorization to authorize the General Manager/Secretary-Treasurer to renew the existing short-term loan with Conway National Bank.

There was a motion and a second to approve the resolution. A voice vote was taken, no nays being heard, the resolution passed.

**WACCAMAW REGIONAL TRANSPORTATION AUTHORITY  
RESOLUTION NO. MAY2018-07**

**AUTHORIZATION TO FILE GRANT APPLICATION WITH SCDOT FOR  
BUSES**

A motion of the Board of the Waccamaw Regional Transportation Authority authorizing the General Manager/Secretary Treasurer to file grant applications with SCDOT for FTA §5339 and State Mass Transit Funds (SMTF).

There was a motion and a second to approve the resolution. A voice vote was taken, no nays being heard, the resolution passed.

**OLD BUSINESS:** None

**NEW BUSINESS:** None

**ANNOUNCEMENTS:** None

**ADJOURNMENT:** There was a motion and a second that the meeting be adjourned. A voice vote was taken. No nays being heard, the meeting was adjourned at 11:54 AM.



# **FINANCIALS**

**May 31, 2018**

**FY 2018**



**WACCAMAW REGIONAL TRANSPORTATION AUTHORITY  
DBA THE COAST RTA  
TABLE OF CONTENTS  
May 31, 2018**

Page 1	Table of Contents
Page 2-3	Income Statement
Page 4	Notes to the Income Statement
Page 5	FY 17 Budget Review
Page 6	Comparative Balance Sheet
Page 7	Financial Graphs
Pages 8-8b	Cash Requirements
Pages 9-10	Fixed Route Operating Data and Graphs
Page 11-12	Demand Response Operating Data and Graphs
Page 13-14	FY 16 Federal 5307 Grant Draw Schedule
Page 15	FY 16 Federal 5311 and State Grant Draw Schedule

21-Jun-18

**Income Statement**  
**DBA THE COAST RTA**  
**INCOME STATEMENT**  
**FOR THE PERIOD ENDED May 31, 2018 Revised FY18 Budget**

	MTD Actual	YTD Actual	YTD Budget	YTD \$ Variance	YTD % Variance	TOTAL FY 18 Budget
<b>Operating Revenues</b>						
Passenger Fares and Passes	47,928	302,391	300,000	2,391	0.8%	535,000
Local Contracts	2,084	100,361	57,808	42,553	73.6%	98,250
Other Operating Revenue	0	0	0	0	0.0%	0
<b>Total Operating Revenues</b>	<b>50,012</b>	<b>402,752</b>	<b>357,808</b>	<b>44,944</b>	<b>12.6%</b>	<b>633,250</b>
<b>Operating Expenses</b>						
Salaries & Benefits - Admin	64,778	523,779	514,552	(9,227)	-1.8%	777,000
Salaries & Benefits - Transit	213,208	1,596,366	1,592,640	(3,726)	-0.2%	2,412,812
Overtime - Transit	11,345	73,693	74,680	987	1.3%	120,000
Salaries & Benefits - Maintenance	67,988	553,826	550,667	(3,159)	-0.6%	826,000
Overtime - Maintenance	2,275	8,981	10,000	1,019	10.2%	15,000
Facility Maintenance	4,419	42,653	40,000	(2,653)	-6.6%	60,000
Vehicle Maintenance	47,782	293,896	286,339	(7,557)	-2.6%	430,000
Fuel & Oil	50,459	308,938	295,392	(13,546)	-4.6%	460,000
Tires	4,619	12,372	16,667	4,295	25.8%	25,000
Liability Insurance	15,316	122,595	131,333	8,738	6.7%	197,000
Utilities	2,578	24,247	24,133	(114)	-0.5%	36,200
Telephone	5,629	45,384	43,333	(2,051)	-4.7%	65,000
Postage & Freight	476	2,714	2,533	(181)	-7.1%	3,800
Office Supplies/Computer/Security	7,805	56,926	61,476	4,550	7.4%	89,000
Legal & Professional Services	5,795	54,845	51,142	(3,703)	-7.2%	57,500
Public Information	2,449	11,159	20,000	8,841	44.2%	30,000
Advertising & Marketing	586	1,041	6,667	5,626	84.4%	10,000
Dues & Subscriptions	600	6,376	7,821	1,445	18.5%	11,732
Leases	3,056	26,916	24,600	(2,316)	-9.4%	36,900
Travel & Training	11,675	40,660	30,000	(10,660)	-35.5%	45,000
Interest Expense	1,916	13,593	17,137	3,544	20.7%	28,500
Other Expenses	1,052	1,910	962	(948)	-98.5%	1,500
<b>Total Operating Expenses</b>	<b>525,806</b>	<b>3,822,870</b>	<b>3,802,074</b>	<b>(20,796)</b>	<b>-0.5%</b>	<b>5,737,944</b>
<b>Operating Profit (Loss)</b>	<b>(475,794)</b>	<b>(3,420,118)</b>	<b>(3,444,266)</b>	<b>24,148</b>	<b>0.7%</b>	<b>(5,104,694)</b>
<b>Non-Reimbursable (by FTA) Expenses</b>						
Depreciation	46,166	358,253	400,000	41,747	10.4%	600,000
(Gain) Loss on Fixed Assets	0	0	0	0	0.0%	0
Accident Expense*	877	(4,336)	0	4,336	0.0%	5,213
Other Non-Reimbursable Expense	0	0	0	0	0.0%	0
Pension Expense - Deferred Outflows	0	0	0	0	0.0%	0
<b>Total Non-Reimbursable Expenses</b>	<b>47,043</b>	<b>353,917</b>	<b>400,000</b>	<b>46,083</b>	<b>11.5%</b>	<b>605,213</b>
<b>Total Operating and Non-Reimbursable Expenses</b>	<b>572,849</b>	<b>4,176,787</b>	<b>4,202,074</b>	<b>25,287</b>	<b>0.6%</b>	<b>6,343,157</b>

\* Moved accident expenses to Non-Reimbursable line items since cost is covered by insurance proceeds.

**WACCAMAW REGIONAL TRANSPORTATION AUTHORITY  
DBA THE COAST RTA  
INCOME STATEMENT  
FOR THE PERIOD ENDED May 31, 2018 Revised FY18 Budget**

	<u>MTD</u> <u>Actual</u>	<u>YTD</u> <u>Actual</u>	<u>YTD</u> <u>Budget</u>	<u>YTD \$</u> <u>Variance</u>	<u>YTD %</u> <u>Variance</u>	<u>TOTAL FY 18</u> <u>Budget</u>
<b>Operating Grant Revenue</b>						
Federal Grants - Operating	469,048	2,098,404	1,934,672	163,732	8.5%	2,952,065
State Grants - Operating	0	122,008	84,868	37,140	43.8%	233,702
Local Grants - Operating	136,833	1,094,667	1,093,784	883	0.1%	2,108,862
<b>Total Operating Grant Revenue</b>	605,881	3,315,079	3,113,324	201,755	6.5%	5,294,629
<b>Capital Grant Revenue</b>						
Federal Grants - Capital	19,477	179,063	616,092	(437,029)	-70.9%	693,512
State Grants - Capital	0	0	100,460	(100,460)	-100.0%	100,460
Local Grants - Capital	9,255	43,326	141,750	(98,424)	-69.4%	151,355
<b>Total Capital Grant Revenue</b>	28,732	222,389	858,302	(635,913)	-74.1%	945,327
<b>Total Grant Revenue</b>	634,613	3,537,468	3,971,626	(434,158)	-10.9%	6,239,956
<b>Other Revenue</b>						
Bus Advertising Revenue	0	3,170	30,000	(26,830)	-89.4%	40,000
Misc-F/A Disposals,Vending, Other	135	14,438	10,000	4,438	0.0%	15,000
<b>Total Other Revenue</b>	135	17,608	40,000	(22,392)	-56.0%	55,000
<b>Total Non-Operating Revenue</b>	634,748	3,555,076	4,011,626	(456,550)	-11.4%	6,294,956
 In-Kind Revenue	 0	 0	 0	 0	 0.0%	 0
<b>Change in Net Position</b>	<u>111,911</u>	<u>(218,959)</u>	<u>167,360</u>	<u>(386,319)</u>	<u>-230.8%</u>	<u>585,049</u>
 <b>YTD Capital Expenditure Activity</b>						
Paratransit Vehicles	0	133,826	133,826	0	0.0%	133,826
Bus Purchases	0	0	295,000	295,000	100.0%	295,000
Facility Due/Diligence	0	0	0	0	0.0%	200,000
Computer Hardware/Software	2,675	23,471	23,471	0	0.0%	38,420
Maintenance Facility Items	0	0	102,000	102,000	100.0%	102,000
Bus Stop Designation Program	21,671	59,053	59,053	0	0.0%	100,000
Security	0	0	0	0	0.0%	0
<b>YTD Capital Expenditures vs Budget</b>	<u>24,346</u>	<u>216,350</u>	<u>613,350</u>	<u>397,000</u>	<u>0.0%</u>	<u>869,246</u>

Statements have been downloaded from Sage 100 and consolidated for reporting purposes.

**WACCAMAW REGIONAL TRANSPORTATION AUTHORITY  
DBA THE COAST RTA  
INCOME STATEMENT NOTES – May 2018**

*These notes represent Income Statement variances of \$5,000 per MTD and YTD budget line item on pages 2 and 3, in accordance with Section 2.3 of WRTA Month-End Procedures (Rev. 04/01/09).*

Local Contracts is over budget YTD \$42.5K or 73.6% (page 2) due a change in how the SCWorks grant is being billed. Early invoices incorporated a 40% ridership factor for those with trip purposes that meet the requirements of the grant. Surveys in January and February showed that the actual percentage of ridership that met the required trip purpose was actually 60%. This adjustment allowed Coast RTA to invoice at a higher rate. Proceeds from the emergency assistance provided for the Airshow has also been added to this line item (\$9.4K).

Salaries & Benefits - Administration is over budget YTD (\$9.2K) or (1.8%) (page 2) due to May holiday and wages for route surveyors.

Vehicle Maintenance is over budget YTD (\$7.6K) or (2.6%) (page 2) due to one of the refurbishments being completed during May. We will be holding off on additional refurbishments for the remainder of the fiscal year which should balance out the overage.

Fuel& Oil is over budget YTD (\$13.5K) or (4.6%) (page 2) due to a large purchase of oil/lubricants (\$3K) and a significant diesel price hike (\$2.38 to \$2.58) during the month. Prices are declining at the moment so management will continue monitoring the situation.

Liability Insurance is under budget YTD \$8.7K or 6.7% (page 2) and management has reallocated some of the surplus as part of the revised budget. We will use this budget to cover fuel costs if necessary.

Public information is under budget YTD \$8.8K or 44.2% (page 2) and management has reallocated some of the surplus as part of the revised budget. Still several publications to be printed.

Advertising & Marketing is under budget YTD \$5.6K or 84.4% (page 2) but there will be some charges for map/schedule distribution as well as costs supporting the smartphone advertising on the Entertainment Shuttle flyer (Blippar).

Travel & Training is over budget YTD (\$10.6K) or (35.5%) (page 2) due to timing of expenses. TASC Annual meeting expenses have hit the system and we are working on obtaining RTAP funding which will be coded as contra-expenses. In addition, we had a \$7K bill hit for New Flyer training from back in January that may be reclassified.

Depreciation is under budget YTD \$41.7K or 10.4% (page 2) due to delays in capital purchases.

Total Operating Grant Revenue is over budget \$201.7K or 6.5% (page 3) due to augmentation of our 5311 rural program grant with SCDOT. The increase in federal dollars helped our cash flow issues.

Total Capital Grant Revenue is under budget (\$635.9K) or (74.1%) (page 3) because we were expecting three longer cutaways (\$295K+) to be procured by now, which are on hold while we find a resolution on the Navistar/Internationals. The State contract for maintenance items has been readjusted (forklift) and additional capital purchases will hit the system in the upcoming months.

Other Revenue is under budget YTD (\$22.4K) or (56.0%) (page 2); however, revenue from several new advertising contracts will be coming in beginning in June.

## Coast RTA Budget Review FY 18

	Total Expense YTD	Budget YTD	Variance \$ YTD	Variance % YTD
Administration	798,391	784,357	(14,034)	-1.8%
Operations	2,125,123	2,130,712	5,589	0.3%
Maintenance	899,356	887,006	(12,350)	-1.4%
<b>Total</b>	<b>3,822,870</b>	<b>3,802,074</b>	<b>(20,796)</b>	<b>-0.5%</b>
Farebox Revenue	302,391	300,000	2,391	0.8%

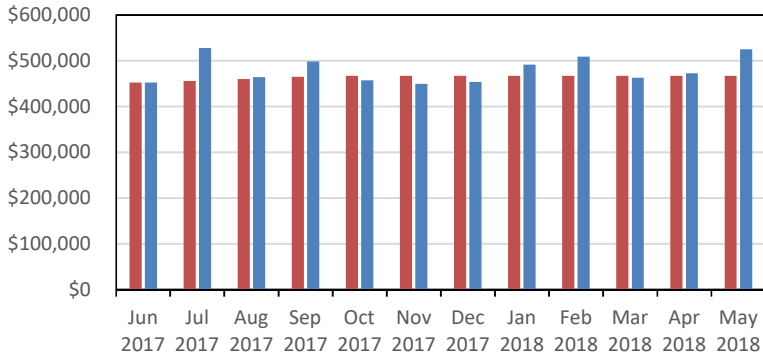
through May 2018

21-Jun-18

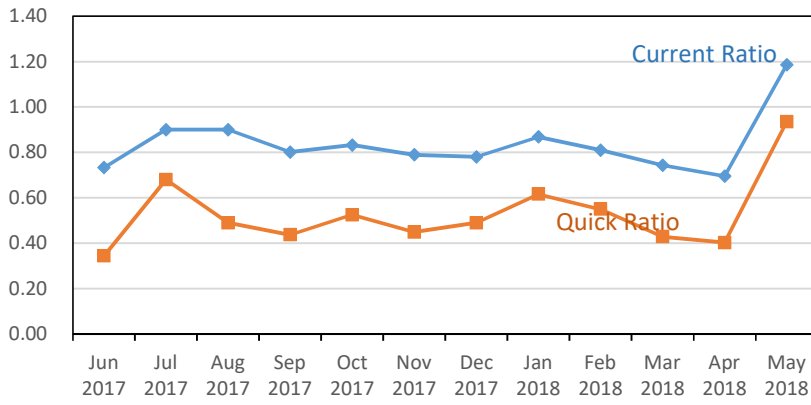
**Waccamaw Regional Transportation Authority**  
**DBA THE COAST RTA**  
**COMPARATIVE BALANCE SHEET**  
**May 31, 2018**

	<b>May-18</b>	<b>May-17</b>
<b>ASSETS</b>		
<b>Current Assets:</b>		
Cash	409,146	246,001
Cash Reserve (Certificate of Deposit)	0	50,001
Accounts Receivable - Federal, State & Local Grants	180,111	154,933
Accounts Receivable - Employees/Other	35,399	23,186
Inventory	140,776	137,351
Prepaid Expenses	<u>98,069</u>	<u>97,810</u>
<b>Total Current Assets</b>	<b><u>863,501</u></b>	<b><u>709,282</u></b>
<b>Long-Term Assets</b>		
Total Capital Assets, Net	3,362,712	1,898,163
Deferred Outflows of Resources-NPL	<u>1,370,351</u>	<u>305,118</u>
<b>Total Long-Term Assets</b>	<b><u>4,733,063</u></b>	<b><u>2,203,281</u></b>
<b>Total Assets</b>	<b><u>5,596,564</u></b>	<b><u>2,912,563</u></b>
<b>LIABILITIES &amp; EQUITY</b>		
<b>LIABILITIES</b>		
<b>Current Liabilities:</b>		
Accounts Payable	263,666	146,581
Accrued Payroll and Withholdings	193,534	162,160
Accrued Compensated Absences	74,195	75,703
Disallowed Costs due to SCDOT - Current	137,488	137,488
Installment Loan CNB - Short-term	60,000	60,000
Capital Lease Obligations	0	12,658
Unearned Revenue - Local Grants	<u>136,833</u>	<u>126,759</u>
<b>Total Current Liabilities</b>	<b><u>865,716</u></b>	<b><u>721,349</u></b>
<b>Non-Current Liabilities:</b>		
Accrued Compensated Absences, Net of Current Portion	28,052	49,502
Installment Loan CNB - Long-term	315,000	190,000
Due to FTA - Long Term	338,515	396,779
Disallowed Costs due to SCDOT - Long Term	177,134	314,622
Net Pension Liability	5,310,263	3,566,354
Deferred Inflows of Resources-NPL	<u>185,361</u>	<u>618,668</u>
<b>Total Non-Current Liabilities</b>	<b><u>6,354,325</u></b>	<b><u>5,135,925</u></b>
<b>Total Liabilities</b>	<b><u>7,220,041</u></b>	<b><u>5,857,274</u></b>
<b>EQUITY</b>		
Contributed Capital	2,719,523	2,719,523
Restricted Net Assets	(236,009)	(785,710)
Retained Earnings - Current Year	(218,959)	(990,491)
Net Investments in Capital Assets	2,027,824	2,027,824
Net Position Retriected for Pensions	(3,676,132)	(3,676,132)
Restricted for Transit Operations	60,000	60,000
Unrestricted Net Pension	<u>(2,299,725)</u>	<u>(2,299,725)</u>
<b>Total Fund Equity</b>	<b><u>(1,623,478)</u></b>	<b><u>(2,944,711)</u></b>
<b>Total Liabilities and Fund Equity</b>	<b><u>5,596,564</u></b>	<b><u>2,912,563</u></b>

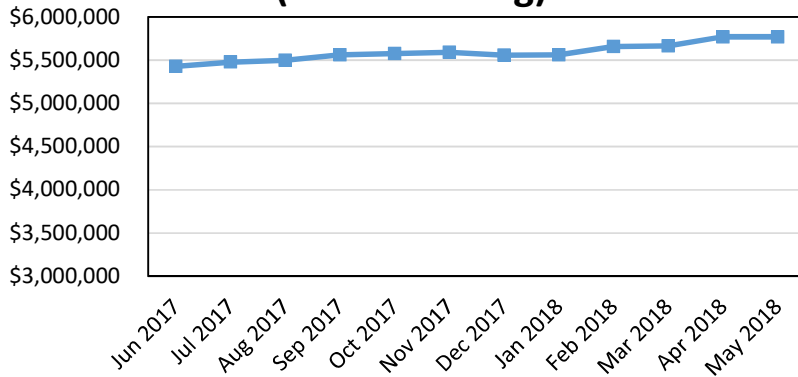
### Expenses: Monthly Budget to Actual



### Current/Quick Ratio



### 12-mo Rolling Expense Trending (12 mo ending)



**WACCAMAW REGIONAL TRANSPORTATION AUTHORITY**

**CASH REQUIREMENTS**

6/21/2018

	Income	Expense	Balance	Date	Notes
<b>Cash Balance</b>			<b>\$32,798</b>	<b>6/21/18</b>	
<b>Deposits in Transit</b>	\$0		<b>\$32,798</b>	<b>6/21/18</b>	<b>None</b>
5307 Federal Capital	\$2,140		\$34,938	06/21/18	May Final
5307 Federal OPS	\$17,606		\$52,544	06/21/18	May Final
5307 Federal PM	\$27,059		\$79,603	06/21/18	May Final
Accounts Payable		\$27,500	\$52,103	06/23/18	
Fares	\$8,000		\$60,103	06/25/18	
SC Dvsn of Insurance Services Workers Comp		\$12,252	\$47,851	06/25/18	September Premium
5307 Federal OPS	\$75,000		\$122,851	06/26/18	June Partial
5307 Federal PM	\$50,000		\$172,851	06/26/18	June Partial
Payroll and taxes		\$105,000	\$67,851	06/27/18	
Quarterly Unemployment Taxes		\$21,033	\$46,818	06/27/18	
Horry County Capital	\$9,255		\$56,073	06/29/18	Refurb 5715
JLC Airshows	\$9,433		\$65,506	06/29/18	April Billing
SCWORKS Wraps	\$24,000		\$89,506	06/29/18	
WRCOG - Dew Grant	\$11,797		\$101,303	06/29/18	April Billing
Accounts Payable		\$25,000	\$76,303	06/30/18	
Fares	\$8,000		\$84,303	06/30/18	
PEBA - SC Retirement (Pension)		\$45,260	\$39,043	06/30/18	May Pension Payment
WRCOG - Dew Grant	\$2,083		\$41,126	06/30/18	May Billing
Fuel - Diesel		\$18,700	\$22,426	07/01/18	
Advertising General Revenue - Monthly	\$8,017		\$30,443	07/07/18	
City of Loris	\$7,500		\$37,943	07/07/18	
Fares	\$8,000		\$45,943	07/07/18	
CNB Payment		\$6,200	\$39,743	07/08/18	
City of Myrtle Beach Q1 FY19	\$125,000		\$164,743	07/09/18	
PEBA Health Insurance		\$25,000	\$139,743	07/10/18	FY19 Deposit
PEBA Health Insurance		\$45,000	\$94,743	07/10/18	July Premiums
5311 Federal Admin	\$23,226		\$117,969	07/11/18	May
5311 Federal Ops	\$45,165		\$163,134	07/11/18	May
5311 Federal PM	\$26,309		\$189,443	07/11/18	May
Fares	\$8,000		\$197,443	07/11/18	
Payroll and taxes		\$115,000	\$82,443	07/11/18	
Accounts Payable		\$25,000	\$57,443	07/12/18	
<b>Horry County Capital Fund</b>	<b>\$367,000</b>		<b>\$424,443</b>	<b>07/12/18</b>	<b>Capital Converted to Operations</b>
Accounts Payable		\$35,000	\$389,443	07/14/18	
Fuel - Diesel		\$18,220	\$371,223	07/14/18	
5307 Federal OPS	\$10,000		\$381,223	07/15/18	June Final
5307 Federal PM	\$10,000		\$391,223	07/15/18	June Final
Fares	\$8,000		\$399,223	07/15/18	
Georgetown County	\$80,000		\$479,223	07/15/18	
SC Dvsn of Insurance Services Workers Comp		\$12,252	\$466,971	07/15/18	October Premium
Fares	\$8,000		\$474,971	07/19/18	
Fuel - Gas		\$16,000	\$458,971	07/20/18	
Accounts Payable		\$35,000	\$423,971	07/21/18	
5311 Federal Admin	\$3,649		\$427,620	07/23/18	June
Fares	\$8,000		\$435,620	07/23/18	
5311 Federal Ops	\$31,326		\$466,946	07/24/18	June
Payroll and taxes		\$105,000	\$361,946	07/25/18	



**WACCAMAW REGIONAL TRANSPORTATION AUTHORITY**

**CASH REQUIREMENTS**

**6/21/2018**

	<b>Income</b>	<b>Expense</b>	<b>Balance</b>	<b>Date</b>	<b>Notes</b>
Fares	\$8,000		\$369,946	07/27/18	
Accounts Payable		\$25,000	\$344,946	07/28/18	
Fuel - Diesel		\$18,000	\$326,946	07/28/18	
WRCOG - Dew Grant	\$2,084		\$329,030	07/29/18	<b>May Billing</b>
Fares	\$8,000		\$337,030	07/31/18	
PEBA - SC Retirement (Pension)		\$46,000	\$291,030	07/31/18	<b>June Pension Payment</b>
Accounts Payable		\$18,500	\$272,530	08/04/18	
Fares	\$8,000		\$280,530	08/04/18	
Advertising General Revenue - Monthly	\$8,017		\$288,546	08/07/18	
CNB Payment - Interest Only		\$6,000	\$282,546	08/08/18	
Fares	\$8,000		\$290,546	08/08/18	
Payroll and taxes		\$109,618	\$180,928	08/08/18	
PEBA Health Insurance		\$42,000	\$138,928	08/10/18	<b>August Premiums</b>
State Insurance Fund - Liability Ins. Premium		\$47,500	\$91,428	08/10/18	
Accounts Payable		\$18,500	\$72,928	08/11/18	
Fares	\$8,000		\$80,928	08/12/18	
5307 Federal OPS	\$90,000		\$170,928	08/15/18	<b>July</b>
5307 Federal PM	\$60,000		\$230,928	08/15/18	<b>July</b>
SC Dvsn of Insurance Services Workers Comp		\$12,500	\$218,428	08/15/18	<b>November Premium</b>
Fares	\$8,000		\$226,428	08/16/18	
Fuel - Diesel		\$18,000	\$208,428	08/16/18	
Accounts Payable		\$18,500	\$189,928	08/18/18	
Fares	\$8,000		\$197,928	08/20/18	
Payroll and taxes		\$109,618	\$88,310	08/22/18	
5307 SMTF Match	\$40,411		\$128,721	08/23/18	<b>July Urban Match</b>
5311 Federal Admin	\$20,000		\$148,721	08/23/18	<b>July</b>
5311 Federal OPS	\$35,000		\$183,721	08/23/18	<b>July</b>
5311 Federal PM	\$30,000		\$213,721	08/23/18	<b>July</b>
5311 State OPS/PM/ADMIN	\$35,000		\$248,721	08/23/18	<b>July</b>
Fares	\$8,000		\$256,721	08/24/18	
Accounts Payable		\$18,500	\$238,221	08/25/18	
Fares	\$8,000		\$246,221	08/28/18	
PEBA - SC Retirement (Pension)		\$46,000	\$200,221	08/31/18	<b>July Pension Payment</b>
5307 Federal OPS	\$60,000		\$260,221	09/01/18	<b>August Partial</b>
5307 Federal PM	\$40,000		\$300,221	09/01/18	<b>August Partial</b>
Accounts Payable		\$18,500	\$281,721	09/01/18	
Fares	\$8,000		\$289,721	09/01/18	
Fuel - Diesel		\$18,000	\$271,721	09/01/18	
Fuel - Gas		\$16,000	\$255,721	09/01/18	
Fares	\$8,000		\$263,721	09/05/18	
Payroll and taxes		\$109,618	\$154,103	09/05/18	
Accounts Payable		\$18,500	\$135,603	09/08/18	
CNB Payment - Interest Only		\$6,000	\$129,603	09/08/18	
Fares	\$8,000		\$137,603	09/09/18	
PEBA Health Insurance		\$42,000	\$95,603	09/10/18	<b>Sept Premiums</b>
AECOM			\$95,603	09/12/18	
Accounts Payable		\$18,500	\$77,103	09/15/18	
Fares	\$7,500		\$84,603	09/16/18	

**WACCAMAW REGIONAL TRANSPORTATION AUTHORITY**

**CASH REQUIREMENTS**

6/21/2018

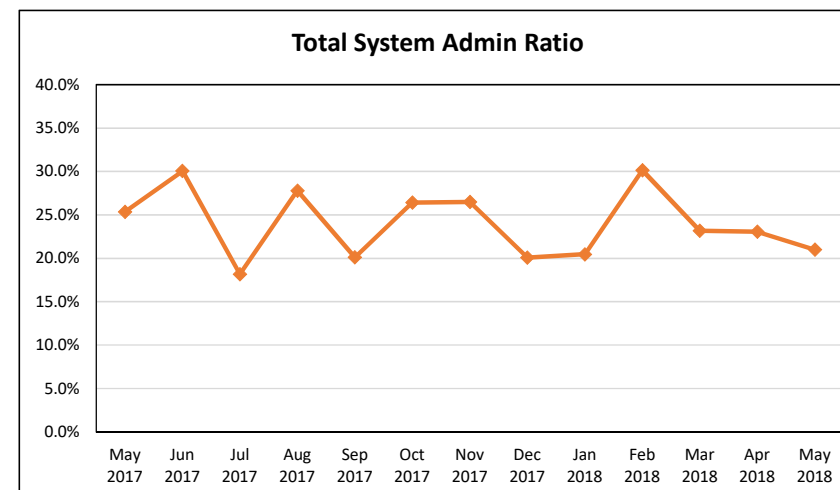
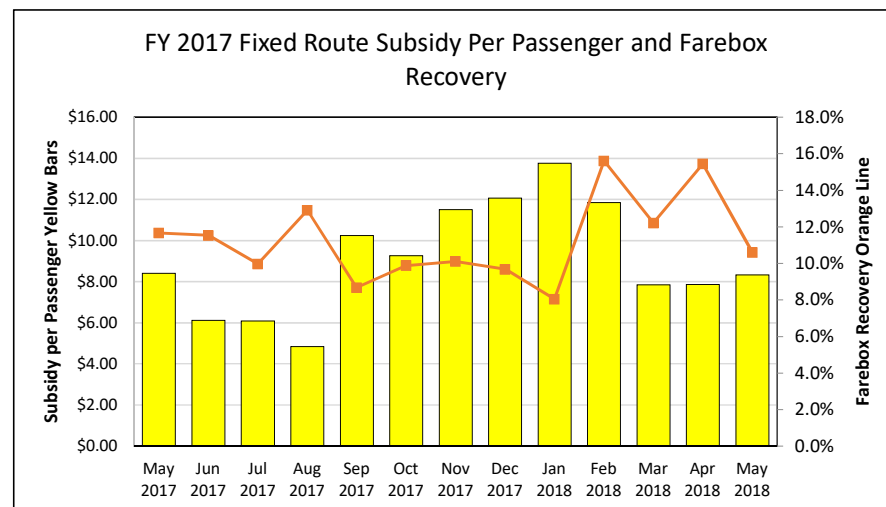
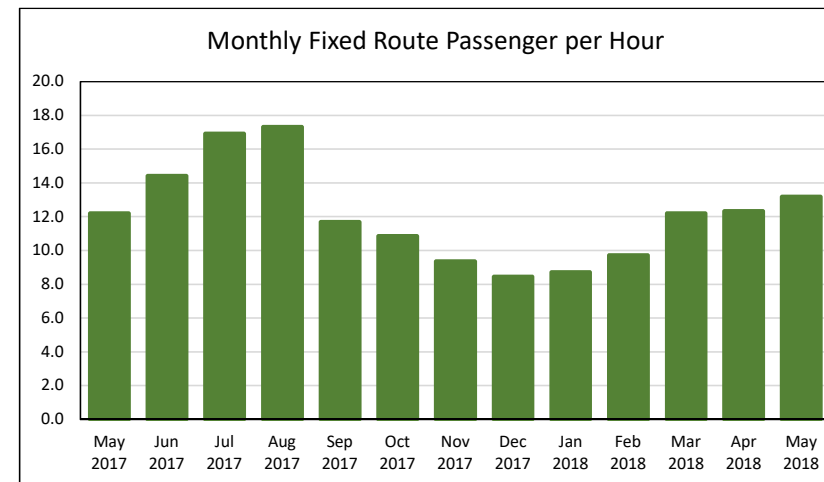
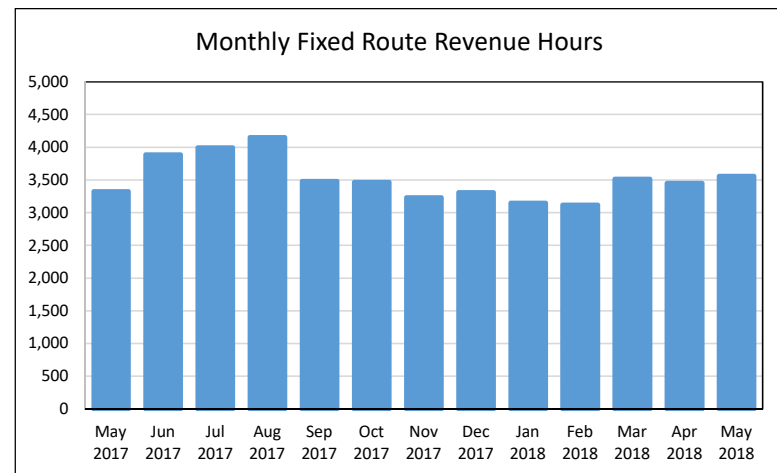
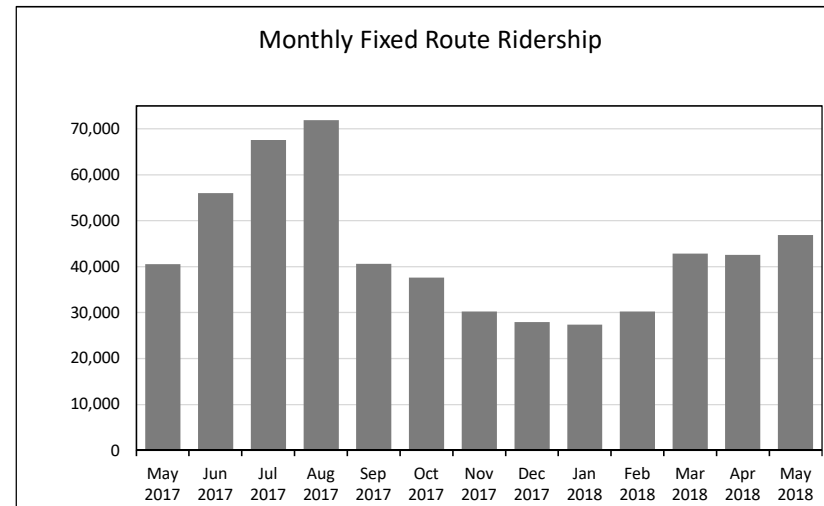
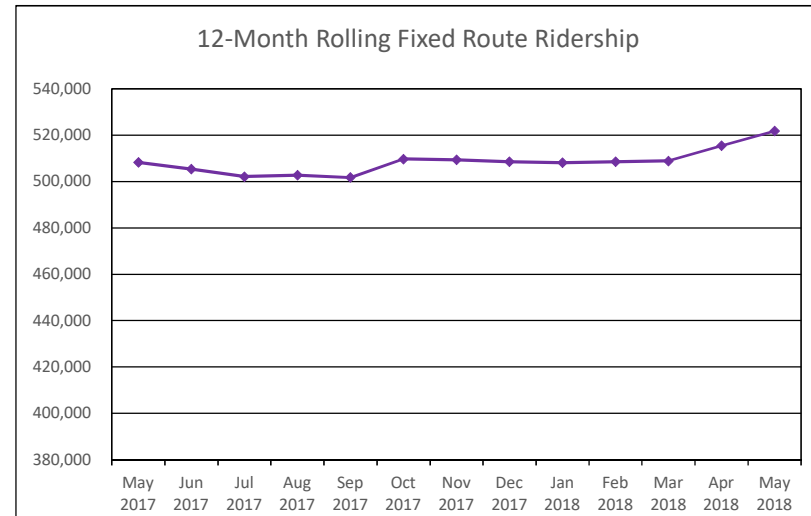
	<b>Income</b>	<b>Expense</b>	<b>Balance</b>	<b>Date</b>	<b>Notes</b>
5307 Federal OPS	\$30,000		\$114,603	09/18/18	<b>August Final</b>
5307 Federal PM	\$20,000		\$134,603	09/18/18	<b>August Final</b>
5311 Federal OPS	\$28,000		\$162,603	09/18/18	<b>August</b>
5311 Federal PM	\$30,000		\$192,603	09/18/18	<b>August</b>
5311 State OPS/PM/ADMIN	\$29,100		\$221,703	09/18/18	<b>August</b>
Fares	\$7,500		\$229,203	09/18/18	
Payroll and taxes		\$109,618	\$119,585	09/19/18	
Quarterly Unemployment Taxes		\$6,400	\$113,185	09/19/18	
5307 SMTF Match	\$40,411		\$153,596	09/23/18	<b>August Urban Match</b>
5311 Federal Admin	\$23,000		\$176,596	09/23/18	<b>August</b>
Accounts Payable		\$18,500	\$158,096	09/24/18	
Fuel - Diesel		\$18,000	\$140,096	09/24/18	
SC Dvsn of Insurance Services Workers Comp		\$11,500	\$128,596	09/25/18	<b>December Premium</b>
5307 Federal OPS	\$85,000		\$213,596	09/28/18	<b>September Partial</b>
5307 Federal OPS	\$5,000		\$218,596	09/28/18	<b>September Final</b>
5307 Federal PM	\$55,000		\$273,596	09/28/18	<b>September Partial</b>
5307 Federal PM	\$5,000		\$278,596	09/28/18	<b>September Final</b>
Accounts Payable		\$18,500	\$260,096	09/29/18	
Fares	\$7,500		\$267,596	09/30/18	
PEBA - SC Retirement (Pension)		\$46,000	\$221,596	09/30/18	<b>August Pension Payment</b>
Payroll and taxes		\$99,618	\$121,978	10/03/18	
Accounts Payable		\$18,500	\$103,478	10/06/18	
Fuel - Diesel		\$16,000	\$87,478	10/06/18	
Fares	\$7,500		\$94,978	10/07/18	
CNB Payment - Interest Only		\$6,000	\$88,978	10/08/18	
PEBA Health Insurance		\$42,000	\$46,978	10/10/18	<b>Oct Premiums</b>
Fares	\$7,500		\$54,478	10/14/18	
City of Myrtle Beach Q2 FY 19	\$62,500		\$116,978	10/15/18	
Georgetown Co Q1	\$80,000		\$196,978	10/15/18	
Horry County Q1	\$541,539		\$738,517	10/15/18	
SC Dvsn of Insurance Services Workers Comp		\$11,500	\$727,017	10/15/18	<b>January Premium</b>

Key Performance Indicators - Fixed Route

Fixed Route Measures	May 2017	Jun 2017	Jul 2017	Aug 2017	Sep 2017	Oct 2017	Nov 2017	Dec 2017	Jan 2018	Feb 2018	Mar 2018	Apr 2018	May 2018	12-Month Total
Ridership	40,546	55,991	67,557	71,885	40,632	37,628	30,228	27,958	27,383	30,251	42,846	42,543	46,883	521,785
Revenue Hours	3,325	3,886	3,994	4,152	3,478	3,466	3,231	3,307	3,145	3,116	3,515	3,452	3,557	42,298
Total Hours	3,483	4,088	4,201	4,359	3,644	3,620	3,365	3,440	3,270	3,240	3,657	3,617	3,715	44,217
Revenue Miles	72,146	79,067	81,061	84,720	76,415	78,231	73,816	76,241	72,094	71,343	79,113	77,102	79,157	928,360
Total Miles	76,328	83,985	86,029	89,737	80,425	81,997	77,298	79,916	75,722	74,587	82,829	80,898	83,201	976,624
Accidents	0	2	8	4	2	3	0	0	2	1	1	1	4	28
Breakdowns	5	8	7	5	5	0	4	4	2	3	0	1	1	40
Complaints	1	1	0	6	2	4	2	0	10	5	4	4	3	41
Transit Expense	\$216,280	\$215,675	\$259,233	\$221,059	\$224,070	\$200,480	\$212,433	\$222,385	\$229,362	\$201,343	\$235,500	\$235,477	\$244,948	\$2,701,965
Maintenance Expense	\$91,439	\$82,021	\$127,686	\$92,105	\$155,438	\$105,492	\$93,318	\$88,690	\$110,644	\$125,148	\$75,621	\$85,875	\$116,224	\$1,258,262
Administrative Expense	\$78,027	\$89,495	\$70,244	\$87,028	\$76,312	\$80,786	\$80,955	\$62,397	\$69,533	\$98,377	\$72,063	\$74,093	\$75,820	\$937,103
Total Operating Expenses	\$385,746	\$387,190	\$457,162	\$400,193	\$455,820	\$386,759	\$386,707	\$373,472	\$409,539	\$424,868	\$383,184	\$395,445	\$436,991	\$4,897,330
Fare/Contract Revenues	\$45,024	\$44,670	\$45,581	\$51,643	\$46,309	\$45,212	\$39,106	\$36,157	\$32,972	\$66,326	\$46,765	\$61,064	\$46,357	\$562,163

Efficiency Metrics	May 2017	Jun 2017	Jul 2017	Aug 2017	Sep 2017	Oct 2017	Nov 2017	Dec 2017	Jan 2018	Feb 2018	Mar 2018	Apr 2018	May 2018	12-Month Total
O & M Expense per Hour (No Admin)	\$92.55	\$76.60	\$96.87	\$75.43	\$109.12	\$88.28	\$94.64	\$94.08	\$108.11	\$104.79	\$88.51	\$93.10	\$101.53	\$93.63
Average Fare	\$1.11	\$0.80	\$0.67	\$0.72	\$0.97	\$1.02	\$1.29	\$1.29	\$1.20	\$2.19	\$1.09	\$1.44	\$0.99	\$1.08
Farebox Recovery	11.7%	11.5%	10.0%	12.9%	8.7%	9.9%	10.1%	9.7%	8.1%	15.6%	12.2%	15.4%	10.6%	11.5%
Subsidy per Passenger	\$8.40	\$6.12	\$6.09	\$4.85	\$10.24	\$9.26	\$11.50	\$12.07	\$13.75	\$11.85	\$7.85	\$7.86	\$8.33	\$8.31
Maintenance Cost per Mile	\$1.20	\$0.98	\$1.48	\$1.03	\$1.93	\$1.29	\$1.21	\$1.11	\$1.46	\$1.68	\$0.91	\$1.06	\$1.40	\$1.29
Deadhead Ratio (Miles)	6%	6%	6%	6%	5%	5%	5%	5%	5%	5%	5%	5%	5%	5%
Administrative Ratio	25%	30%	18%	28%	20%	26%	26%	20%	20%	30%	23%	23%	21%	24%

Effectiveness Metrics	May 2017	Jun 2017	Jul 2017	Aug 2017	Sep 2017	Oct 2017	Nov 2017	Dec 2017	Jan 2018	Feb 2018	Mar 2018	Apr 2018	May 2018	12-Month Total
Passengers per Hour	12.2	14.4	16.9	17.3	11.7	10.9	9.4	8.5	8.7	9.7	12.2	12.3	13.2	12.3
Mean Distance between Accidents	N/A	41,993	10,754	22,434	40,213	27,332	N/A	N/A	37,861	74,587	82,829	80,898	20,800	34,879
Mean Distance between Breakdowns	15,266	10,498	12,290	17,947	16,085	N/A	19,325	19,979	37,861	24,862	N/A	80,898	83,201	24,416
Complaints per 1,000 Riders	0.025	0.018	0.000	0.083	0.049	0.106	0.066	0.000	0.365	0.165	0.093	0.094	0.064	0.084
On-Time Performance	91%	83%	83%	86%	92%	94%	95%	98%	98%	91%	90%	82%	86%	90%

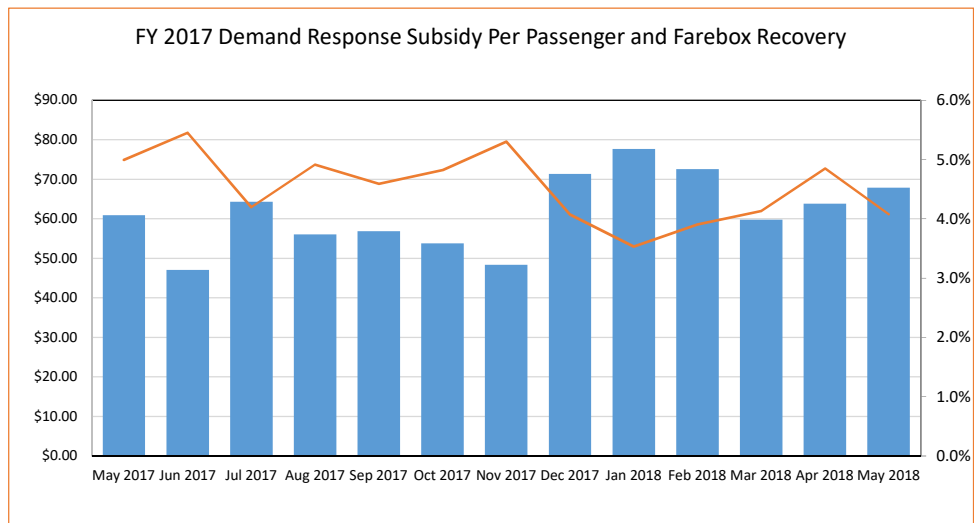
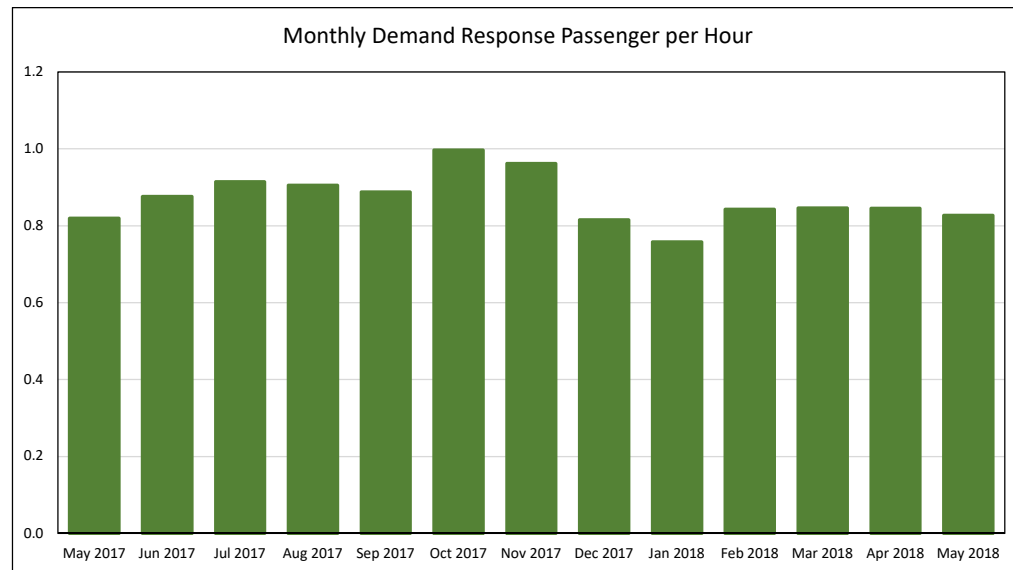
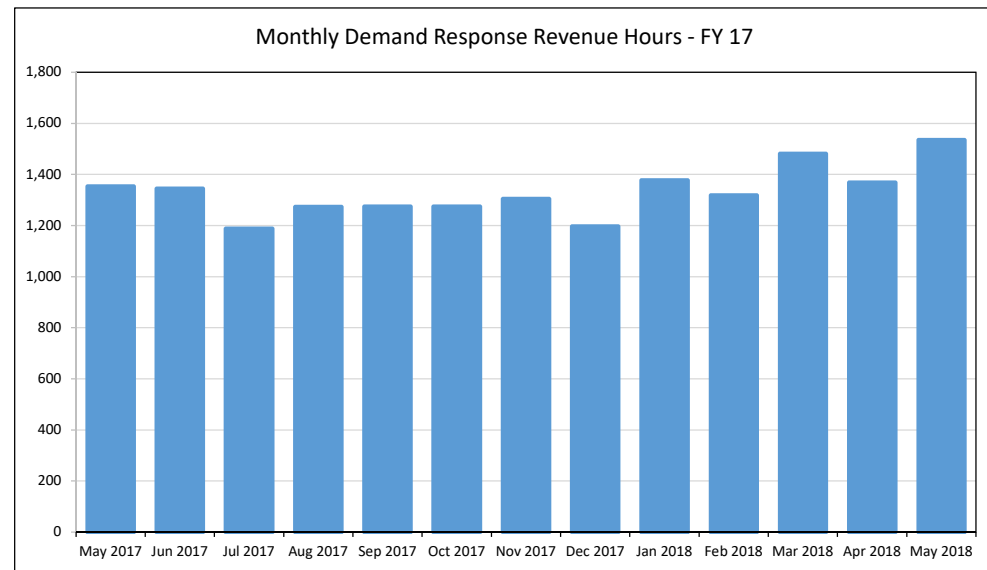
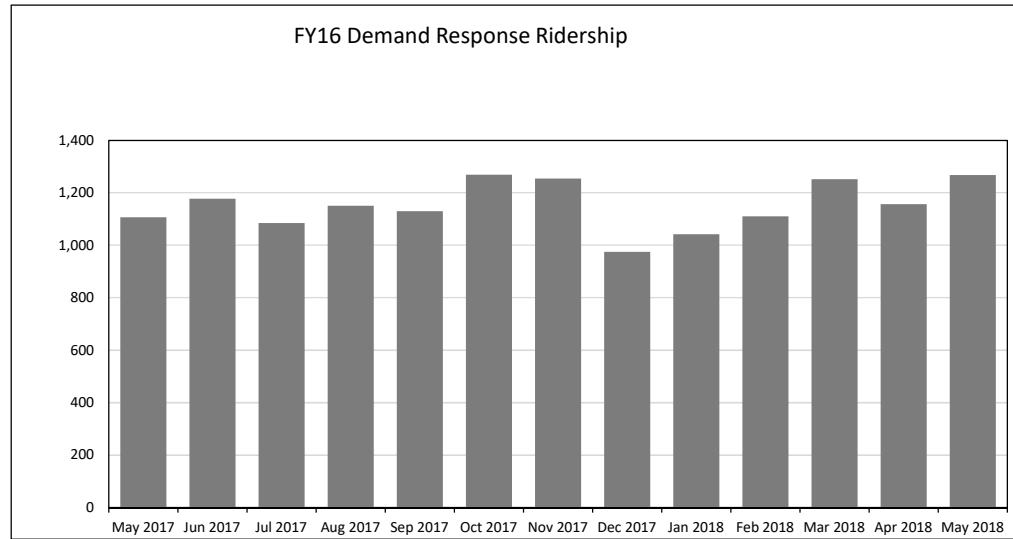
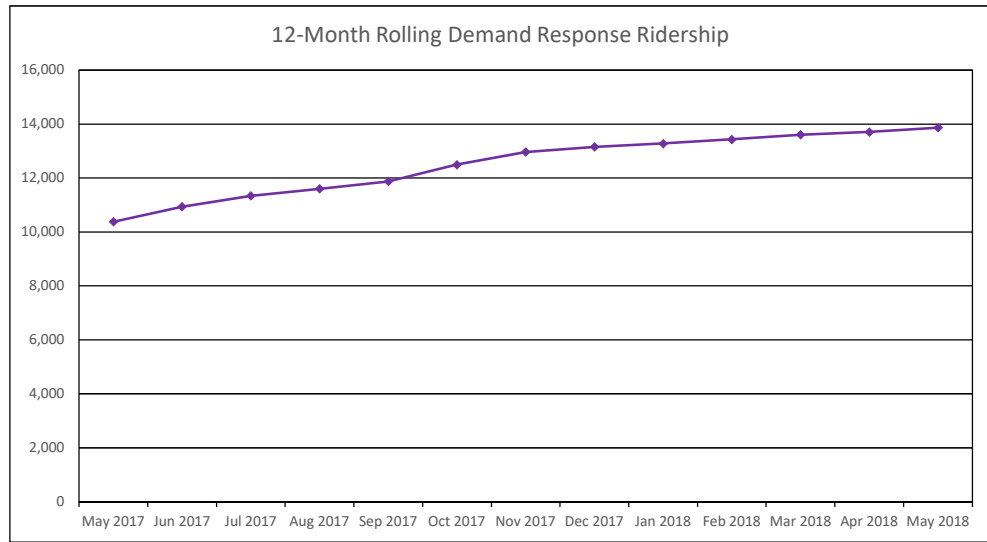


Key Performance Indicators - Demand Response

Demand Response Measures	May 2017	Jun 2017	Jul 2017	Aug 2017	Sep 2017	Oct 2017	Nov 2017	Dec 2017	Jan 2018	Feb 2018	Mar 2018	Apr 2018	May 2018	12-Month Total
Ridership	1,107	1,177	1,085	1,151	1,130	1,269	1,254	975	1,042	1,110	1,252	1,156	1,268	13,869
Revenue Hours	1,352	1,344	1,187	1,273	1,273	1,274	1,304	1,196	1,376	1,318	1,481	1,368	1,535	15,930
Total Hours	1,574	1,577	1,386	1,512	1,477	1,515	1,503	1,391	1,573	1,519	1,707	1,587	1,791	18,537
Revenue Miles	17,284	17,910	17,428	17,655	17,874	19,259	19,696	16,793	17,503	18,480	21,032	20,136	22,114	225,880
Total Miles	21,397	21,686	21,029	21,511	21,212	22,481	23,330	20,356	20,714	22,255	25,273	24,054	27,200	271,101
Accidents	0	1	0	0	0	1	0	1	0	0	0	1	0	4
Breakdowns	0	0	2	0	1	0	0	0	0	0	0	1	1	5
Complaints	1	2	0	0	0	0	0	0	0	0	1	0	1	4
Paratransit Expense	\$43,592	\$34,834	\$45,552	\$39,221	\$40,172	\$41,036	\$37,396	\$44,913	\$52,080	\$44,219	\$48,837	\$48,597	\$55,376	\$532,232
Maintenance Expense	\$11,624	\$9,342	\$14,981	\$13,154	\$13,512	\$14,112	\$14,572	\$14,984	\$16,082	\$17,996	\$14,266	\$13,662	\$17,175	\$173,837
Administrative Expense	\$15,727	\$14,455	\$12,343	\$15,441	\$13,681	\$16,536	\$12,118	\$12,602	\$15,788	\$21,606	\$14,944	\$15,291	\$17,141	\$181,945
Total Operating Expenses	\$70,943	\$58,631	\$72,875	\$67,816	\$67,365	\$71,684	\$64,086	\$72,499	\$83,950	\$83,821	\$78,047	\$77,550	\$89,692	\$888,014
Fare Revenues	\$3,544	\$3,196	\$3,056	\$3,333	\$3,091	\$3,458	\$3,397	\$2,951	\$2,965	\$3,271	\$3,223	\$3,762	\$3,655	\$39,359

Efficiency Metrics	May 2017	Jun 2017	Jul 2017	Aug 2017	Sep 2017	Oct 2017	Nov 2017	Dec 2017	Jan 2018	Feb 2018	Mar 2018	Apr 2018	May 2018	12-Month Total
O & M Expense per Hour	\$40.84	\$32.87	\$50.98	\$41.15	\$42.15	\$43.30	\$39.84	\$50.07	\$49.54	\$47.20	\$42.62	\$45.50	\$47.27	\$44.32
Average Fare	\$3.20	\$2.72	\$2.82	\$2.90	\$2.74	\$2.72	\$2.71	\$3.03	\$2.85	\$2.95	\$2.57	\$3.25	\$2.88	\$2.84
Farebox Recovery	5.0%	5.5%	4.2%	4.9%	4.6%	4.8%	5.3%	4.1%	3.5%	3.9%	4.1%	4.9%	4.1%	4.4%
Subsidy per Passenger	\$60.88	\$47.10	\$64.35	\$56.02	\$56.88	\$53.76	\$48.40	\$71.33	\$77.72	\$72.57	\$59.76	\$63.83	\$67.85	\$61.19
Deadhead Ratio (Miles)	24%	21%	21%	22%	19%	17%	18%	21%	18%	20%	20%	19%	23%	20%
Administrative Ratio	28%	33%	20%	29%	25%	30%	23%	21%	23%	35%	24%	25%	24%	26%

Effectiveness Metrics	May 2017	Jun 2017	Jul 2017	Aug 2017	Sep 2017	Oct 2017	Nov 2017	Dec 2017	Jan 2018	Feb 2018	Mar 2018	Apr 2018	May 2018	12-Month Total
Passengers per Hour	0.82	0.88	0.91	0.90	0.89	1.00	0.96	0.81	0.76	0.84	0.85	0.84	0.83	0.87
Mean Distance between Accidents	n/a	21,686	n/a	n/a	n/a	22,481	n/a	20,356	n/a	n/a	n/a	24,054	n/a	67,775
Mean Distance between Breakdowns	n/a	n/a	10,515	n/a	21,212	n/a	n/a	n/a	n/a	n/a	n/a	24,054	27,200	54,220
Complaints per 1,000 Riders	0.9	1.7	0.0	0.0	0.0	0.0	0.0	0.0	0.0	0.0	0.8	0.0	0.8	0.3
On-Time Performance	99%	99%	99%	99%	99%	99%	99%	99%	99%	99%	99%	99%	99%	99%





Coast RTA												
5307 Federal Urban Grant #SC-2016-017												
Activity Line Item Balances												
May 2018 - Final												
	114-A4	114-A4	114-A4	115-A3	117-A2	117-A2		300-A1		Current Month:	20	
	ADP Hdwe	ADP Soft	Mobile Surv / Security	AVL	FY17 PM	FY16 PM	ADA Oper	Operations	TBD	TBD	Totals	Comments
	11.42.07	11.42.08	11.42.09	11.52.04	11.7A.00	11.7A.00	30.09.03	30.09.03	TBD	TBD	Totals	Comments
<b>FY17 Award</b>	\$ 32,000	\$ 32,000	\$ 60,000	\$ 160,000	\$ 751,249	\$ 375,625	\$ -	\$ 1,190,805	\$ -	\$ -	\$ 2,601,679	
					\$ 30,003	\$ (30,003)					\$ -	> Oct 2016 PM expenses applied to FY17
					\$ (1,000)						\$ (1,000)	> FTA LTD Adjustment
<b>Monthly Draws:</b>												
May 2016	\$ -	\$ -	\$ -	\$ -	\$ -	\$ 41,969	\$ -	\$ -	\$ -	\$ -	\$ 41,969	
June 2016	\$ -	\$ -	\$ -	\$ -	\$ -	\$ 86,671	\$ -	\$ -	\$ -	\$ -	\$ 86,671	
July 2016	\$ -	\$ -	\$ -	\$ -	\$ -	\$ 72,111	\$ -	\$ -	\$ -	\$ -	\$ 72,111	
Aug 2016	\$ -	\$ -	\$ -	\$ -	\$ -	\$ 72,809	\$ -	\$ -	\$ -	\$ -	\$ 72,809	
Sept 2016	\$ -	\$ -	\$ -	\$ -	\$ -	\$ 72,062	\$ -	\$ 100	\$ -	\$ -	\$ 72,162	
Oct 2016	\$ -	\$ -	\$ -	\$ -	\$ 77,399	\$ -	\$ -	\$ 68,221	\$ -	\$ -	\$ 145,620	
Nov 2016	\$ -	\$ -	\$ -	\$ -	\$ 65,025	\$ -	\$ -	\$ 80,029	\$ -	\$ -	\$ 145,054	
Dec 2016	\$ -	\$ -	\$ -	\$ -	\$ 72,885	\$ -	\$ -	\$ 82,228	\$ -	\$ -	\$ 155,113	
Jan 2017	\$ -	\$ -	\$ -	\$ -	\$ 72,719	\$ -	\$ -	\$ 84,988	\$ -	\$ -	\$ 157,707	
Feb 2017	\$ -	\$ -	\$ -	\$ 21,077	\$ 53,036	\$ -	\$ -	\$ 72,387	\$ -	\$ -	\$ 146,500	
Mar 2017	\$ -	\$ -	\$ -	\$ -	\$ 56,591	\$ -	\$ -	\$ 83,038	\$ -	\$ -	\$ 139,629	
Apr 2017	\$ 22,715	\$ -	\$ 20,000	\$ -	\$ 46,861	\$ -	\$ -	\$ 82,219	\$ -	\$ -	\$ 171,795	
May 2017	\$ -	\$ -	\$ -	\$ -	\$ 61,622	\$ -	\$ -	\$ 77,841	\$ -	\$ -	\$ 139,463	
June 2017	\$ -	\$ -	\$ -	\$ -	\$ 63,392	\$ -	\$ -	\$ 81,894	\$ -	\$ -	\$ 145,286	
July 2017	\$ -	\$ -	\$ -	\$ -	\$ 85,055	\$ -	\$ -	\$ 101,759	\$ -	\$ -	\$ 186,814	
Aug 2017	\$ -	\$ -	\$ 36,380	\$ (21,077)	\$ 65,088	\$ -	\$ -	\$ 78,290	\$ -	\$ -	\$ 158,681	> Sept Partial Drawn Before Aug Final
Sept 2017	\$ 6,485	\$ -	\$ -	\$ -	\$ 59,579	\$ -	\$ -	\$ 75,656	\$ -	\$ -	\$ 141,720	(Operations \$30,095; P.M. \$26,074)
Oct 2017	\$ -	\$ -	\$ -	\$ -	\$ 1,000	\$ -	\$ -	\$ 73,258	\$ -	\$ -	\$ 74,258	
Nov 2017	\$ -	\$ -	\$ -	\$ -	\$ -	\$ -	\$ -	\$ 94,315	\$ -	\$ -	\$ 94,315	
Dec 2017	\$ -	\$ -	\$ -	\$ -	\$ -	\$ -	\$ -	\$ 54,582	\$ -	\$ -	\$ 54,582	
<b>Subtotal Draws</b>	\$ 29,200	\$ -	\$ 56,380	\$ -	\$ 780,252	\$ 345,622	\$ -	\$ 1,190,805	\$ -	\$ -	\$ 2,402,259	
<b>Remaining Balance</b>	\$ 2,800	\$ 32,000	\$ 3,620	\$ 160,000	\$ -	\$ -	\$ -	\$ -	\$ -	\$ -	\$ 198,420	
<b>% Expended</b>	91.25%	0.00%	93.97%	0.00%	99.87%	100.00%	0.00%	100.00%	0.00%	0.00%	92.33%	



Coast RTA												
FY18 SCDOT Grants												
Activity Line Item Balances												
May 2018 - Final												
										Current Month	11	
***** 5311 Federal Rural - Grant # PT-80911-60 *****						***** 5311 State Rural - Grant # PT-80911-60 *****						
	<u>Operating</u>	<u>Preventative Maintenance</u>	<u>Capital Expenditures</u>	<u>Admin</u>	<u>Totals</u>	<u>Comments</u>	<u>Operating</u>	<u>Preventative Maintenance</u>	<u>Capital Expenditures</u>	<u>Admin</u>	<u>Totals</u>	<u>Comments</u>
FY18 Award	\$ 444,234	\$ 372,258	\$ -	\$ 249,913	\$ 1,066,405		\$ 166,515	\$ 46,532	\$ -	\$ 31,239	\$ 244,286	
<b>Monthly Draws:</b>						<u>Month Drawn</u>						<u>Month Drawn</u>
July 2017	\$ 44,118	\$ 38,443	\$ -	\$ 22,303	\$ 104,864	Aug 17	\$ 44,117	\$ 9,611	\$ -	\$ 5,576	\$ 59,304	Aug 17
Aug 2017	\$ 29,585	\$ 30,921	\$ -	\$ 20,409	\$ 80,915	Sept 17	\$ 38,270	\$ 7,730	\$ -	\$ 5,102	\$ 51,102	Sept 17
Sept 2017	\$ -	\$ 53,814	\$ -	\$ 21,574	\$ 75,388	Oct 17	\$ 4,941	\$ 13,454	\$ -	\$ 5,394	\$ 23,789	Oct 17
Oct 2017	\$ 22,231	\$ 40,034	\$ -	\$ 25,817	\$ 88,082	Nov 17	\$ 16,687	\$ 10,008	\$ -	\$ 6,454	\$ 33,149	Nov 17
Nov 2017	\$ -	\$ 29,498	\$ -	\$ 22,346	\$ 51,844	Dec 17	\$ -	\$ 5,729	\$ -	\$ 5,587	\$ 11,316	Dec 17
Dec 2017	\$ 36,258	\$ 29,344	\$ -	\$ 22,695	\$ 88,297	Jan 18	\$ 36,258	\$ -	\$ -	\$ 3,126	\$ 39,384	Jan 18
Jan 2018	\$ 26,242	\$ 34,182	\$ -	\$ 22,747	\$ 83,171	Feb 18	\$ 26,242	\$ -	\$ -	\$ -	\$ 26,242	Feb 18
Feb 2018	\$ -	\$ 38,068	\$ -	\$ 20,846	\$ 58,914	Mar 18	\$ -	\$ -	\$ -	\$ -	\$ -	
Mar 2018	\$ -	\$ 24,644	\$ -	\$ 22,598	\$ 47,242	Apr 18	\$ -	\$ -	\$ -	\$ -	\$ -	
Apr 2018	\$ 209,309	\$ 27,001	\$ -	\$ 21,703	\$ 258,013	May 18	\$ -	\$ -	\$ -	\$ -	\$ -	
May 2018	\$ 45,165	\$ 26,309	\$ -	\$ 23,226	\$ 94,700	June 18	\$ -	\$ -	\$ -	\$ -	\$ -	
June 2018	\$ -	\$ -	\$ -	\$ -	\$ -		\$ -	\$ -	\$ -	\$ -	\$ -	
<b>Subtotal Draws</b>	<b>\$ 412,908</b>	<b>\$ 372,258</b>	<b>\$ -</b>	<b>\$ 246,264</b>	<b>\$ 1,031,430</b>		<b>\$ 166,515</b>	<b>\$ 46,532</b>	<b>\$ -</b>	<b>\$ 31,239</b>	<b>\$ 244,286</b>	
<b>Remaning Balance</b>	<b>\$ 31,326</b>	<b>\$ -</b>	<b>\$ -</b>	<b>\$ 3,649</b>	<b>\$ 34,975</b>		<b>\$ -</b>	<b>\$ -</b>	<b>\$ -</b>	<b>\$ -</b>	<b>\$ -</b>	
<b>% Expended</b>	<b>92.95%</b>	<b>100.00%</b>		<b>98.54%</b>	<b>96.72%</b>		<b>100.00%</b>	<b>100.00%</b>			<b>100.00%</b>	
<b>% Time Elapsed</b>	<b>91.67%</b>	<b>91.67%</b>		<b>91.67%</b>	<b>91.67%</b>		<b>91.67%</b>	<b>91.67%</b>			<b>91.67%</b>	
<b>Grant # PT-80999-67 5307 State Urban SMTF</b>			<b>Grant # PT-80999-12 Rural Program 5311 - Vehicle Replacement</b>				<b>WIOA # 16TDG11 WRCOG / SCDEW Grant</b>					
	<u>Fed Oper+PM</u>		<u>Federal</u>	<u>State</u>	<u>Totals</u>	<u>Comments</u>						
FY18 Award	\$ 52,760		\$ 807,500	\$ 562,500	\$ 1,370,000	New Flyers				FY18 Award	\$ 100,000	
<b>Monthly Draws:</b>						<u>Month Drawn</u>	<b>Monthly Draws:</b>					
July 2017	\$ 40,843		\$ 807,500	\$ 548,750	\$ 1,356,250	Aug 17	July 2017	\$ -				
Aug 2017	\$ -		\$ -	\$ -	\$ -		Aug 2017	\$ 4,435				
Sept 2017	\$ -		\$ -	\$ 13,750	\$ 13,750	Oct 17	Sept 2017	\$ 6,747				
Oct 2017	\$ 11,917		\$ -	\$ -	\$ -		Oct 2017	\$ 6,967				
Nov 2017	\$ -		\$ -	\$ -	\$ -		Nov 2017	\$ 6,615				
Dec 2017	\$ -		\$ -	\$ -	\$ -		Dec 2017	\$ 6,756				
Jan 2018	\$ -		\$ -	\$ -	\$ -		Jan 2018	\$ 6,591				
Feb 2018	\$ -		\$ -	\$ -	\$ -		Feb 2018	\$ 35,876				
Mar 2018	\$ -		\$ -	\$ -	\$ -		Mar 2018	\$ 12,133				
Apr 2018	\$ -		\$ -	\$ -	\$ -		Apr 2018	\$ 11,797				
May 2018	\$ -		\$ -	\$ -	\$ -		May 2018	\$ 2,083				
June 2018	\$ -		\$ -	\$ -	\$ -		June 2018	\$ -				
<b>Subtotal Draws</b>	<b>\$ 52,760</b>		<b>\$ 807,500</b>	<b>\$ 562,500</b>	<b>\$ 1,370,000</b>					<b>\$ 100,000</b>		
<b>Remaning Balance</b>	<b>\$ -</b>		<b>\$ -</b>	<b>\$ -</b>	<b>\$ -</b>					<b>\$ -</b>		
<b>% Expended</b>	<b>100.00%</b>		<b>100.00%</b>	<b>100.00%</b>	<b>100.00%</b>					<b>100.00%</b>		
<b>% Time Elapsed</b>	<b>91.67%</b>		<b>91.67%</b>	<b>91.67%</b>	<b>91.67%</b>					<b>91.67%</b>		

**WACCAMAW REGIONAL TRANSPORTATION AUTHORITY  
RESOLUTION NO. JUN2018-08**

**AUTHORIZATION TO AWARD CONTRACT TO CINTAS CORPORATION TO  
FURNISH AND MAINTAINING BUS OPERATOR, DISPATCH, AND  
MAINTENANCE EMPLOYEE UNIFORMS**

A motion of the Board of the Waccamaw Regional Transportation Authority authorizing the General Manager/Secretary-Treasurer to execute a contract with Cintas Corporation for furnishing and maintaining bus operator, dispatch, and maintenance employee uniforms for a one (1) firm-fixed price term with options to renew for a period up to four (4) additional years at the same firm-fixed price.

**Background:**

On May 21, 2018, Invitation for Bid No. 050118 was published in South Carolina Business Opportunities (SCBO) announcing the Invitation for Bids for the Rental, and Direct Purchase of Uniforms for Staff. Two qualified bids were received and one "no-bid." The contract is being awarded to the lowest responsive bidder, whose price is fair and reasonable. The contract shall remain in force for a period, effective July 1, 2018, not to exceed 5 years in accordance with applicable federal & state procurement regulations.

**Motion:**

It is hereby moved by the Board of the Waccamaw Regional Transportation Authority that the General Manager/Secretary-Treasurer be authorized to execute a contract with Cintas Corporation for furnishing and maintaining bus operator, dispatch, and maintenance employee uniforms for a period not to exceed five (5) years.

Requested by: \_\_\_\_\_  
Brian Piascik, General Manager/Secretary-Treasurer

APPROVED by the Waccamaw Regional Transportation Board of Directors at the regular meeting thereof, held on, June 27, 2018.

\_\_\_\_\_  
ATTEST:

\_\_\_\_\_  
Robert Sheehan, Ph.D., Board Chair

\_\_\_\_\_  
Darrell Eickhoff, Vice-Chair

\_\_\_\_\_  
Ivory Wilson

\_\_\_\_\_  
Katharine D'Angelo

\_\_\_\_\_  
Wilbert G. James

\_\_\_\_\_  
Lillie Jean Johnson

\_\_\_\_\_  
Sid Blackwelder

\_\_\_\_\_  
Bernard Silverman

\_\_\_\_\_  
Marvin Keene, Ph.D.

\_\_\_\_\_  
Joseph Lazzara

\_\_\_\_\_  
Debbie Gasque

**WACCAMAW REGIONAL TRANSPORTATION AUTHORITY  
RESOLUTION NO. JUNE2018-09**

**AUTHORIZATION FOR BOARD CHAIRMAN TO EXECUTE  
HORRY COUNTY FUNDING AGREEMENT**

A motion of the Board of the Waccamaw Regional Transportation Authority authorizing the Chairman of the Board to execute the FY19 Funding Agreement with Horry County.

**Background:**

The County has passed Ordinance No. 25-18, Section 7, approving the Funding Agreement between Horry County and Coast RTA for Fiscal Year 2019. With the acceptance of this agreement, Coast RTA agrees to the terms and conditions stated therein. Payments will be made on the preceding three months on the 15<sup>th</sup> day following the end of each fiscal quarter (July 15, October 15, January 15, and April 15) starting on October 15, 2018. In addition, for the period between July 1, 2018 and September 30, 2018, the Agency may request, in writing to the County Administrator, to receive the unencumbered funding remaining in the FY 2018 Coast Capital Agreement for operational expenses.

**Motion:**

It is hereby moved by the Board of the Waccamaw Regional Transportation Authority that the Chairman of the Board be authorized to accept the Funding Agreement for FY2019 funds in the amount of \$6.50 per vehicle registered in Horry County from Horry County's Road Maintenance Fees Revenues for mass public transportation services, contingent upon the terms and conditions contained therein to be paid in multiple payments for the Agency

Requested by:

\_\_\_\_\_  
Brian Piascik, General Manager/Secretary-Treasurer

APPROVED by the Waccamaw Regional Transportation Authority Board of Directors at the regular board meeting hereof held on June 27, 2018.

\_\_\_\_\_  
ATTEST:

\_\_\_\_\_  
Robert Sheehan, Ph.D., Board Chair

\_\_\_\_\_  
Darrell Eickhoff, Vice-Chair

\_\_\_\_\_  
Ivory Wilson

\_\_\_\_\_  
Katharine D'Angelo

\_\_\_\_\_  
Wilbert G. James

\_\_\_\_\_  
Lillie Jean Johnson

\_\_\_\_\_  
Sid Blackwelder

\_\_\_\_\_  
Bernard Silverman

\_\_\_\_\_  
Marvin Keene, Ph.D.

\_\_\_\_\_  
Joseph Lazzara

\_\_\_\_\_  
Debbie Gasque

STATE OF SOUTH CAROLINA )  
 )  
COUNTY OF HORRY )

COAST RTA FUNDING AGREEMENT

This Agreement is entered into on the 1<sup>st</sup> day of July, 2018 by and between Horry County, a body politic (hereinafter “the County”) and Waccamaw Regional Transportation Authority d/b/a The Coast RTA (hereinafter “the Agency” or “Coast RTA”), for the purpose of regulatory oversight of use of public funding provided to Coast RTA by the County.

1. Horry County Council adopted Ordinance 25-18, Section 7 of which establishes a \$50.00 road maintenance fee, allocating \$6.50 of road maintenance fee revenues for the provision of regional transportation within Horry County. Contingent upon satisfaction of the terms and conditions contained in this Agreement, amounts will be paid quarterly for the Agency to use for the express purpose of providing a fixed bus route service for Horry County, a valid public purpose under the laws of the State of South Carolina. Funding may also be used to support capital expenditures when such funding is used as a local match for State and/or Federal grants used to acquire buses and other similar rolling stock, as well as capitalized repairs and maintenance, used in the provision of a fixed bus route service for Horry County.

The County Treasurer shall disburse to the Agency \$6.50 of each road maintenance fee collected by the County (net of refunds) during the preceding three months on the 15<sup>th</sup> day following the end of each fiscal quarter (July 15, October 15, January 15, and April 15) starting on October 15, 2018. For the period between July 1, 2018 and September 30, 2019, the Agency may request in writing to the County Administrator to receive the unencumbered funding remaining in the FY 2018 COAST Capital Agreement for operational expenses.

This shall continue thereafter unless this Agreement is terminated by default. The happening of any one or more of the following and the expiration of any notice and cure periods herein provided shall constitute a default and breach of this Agreement on the part of the Agency, namely:

- (a) The filing by, on behalf of, or against the Agency of any petition or pleading to declare the Agency a bankrupt, voluntary or involuntary, under any bankruptcy act or law, or insolvent or unable to pay its debts;
- (b) The failure in any material respect of the Agency to perform, fully and promptly, any act required of it under the terms of this Agreement, or otherwise to comply with any term or provision hereof within the shorter of: (i) the time specifically required; or (ii) thirty (30) days after written notice by the County to the Agency to do so, unless such default cannot be cured within such period and the Agency has in good faith commenced and is prosecuting the cure thereof, in which case the Agency shall have a reasonable extension of such period in order to cure such default; or (iii) immediately if the Agency allows insurance coverage to lapse or a situation exists that would endanger public health or safety;

(c) The appointment by any court or under any law of a receiver, trustee, or other custodian of the property, assets or business of the Agency;

(d) The assignment by the Agency of all or any part of its property or assets for the benefit of creditors;

(e) Failure of the Agency to operate business and to provide the service contemplated by this Agreement at the level contemplated for a period of thirty (30) days; and/or

(f) A finding by an administrative agency or judicial forum that the Agency has misappropriated public funds or otherwise has engaged in activity which is in contravention of law or regulation.

2. Prior to further expansion of service, the Agency shall pay off liabilities related to installment loans on its balance sheet and to establish a cash reserve equal to 5% of operational expenses prior to any expansion of service. The Agency shall have until September 30, 2021 to comply with eliminating its liabilities related to installment loans, and establish a cash reserve equal to 5% of operational expenses.

3. The Agency will provide the County with the following throughout the duration of this Agreement:

a. No later than 30 days following the completion of the prior month, monthly internally-prepared financial statements, as specified below, which show the total receipts and expenditures in sufficient detail to reflect the restrictions of the funding sources from which County staff can determine that County revenues are funding appropriate expenditures. The financial information shall include the following, and be provided to the County by the date specified above:

i. Detailed monthly internally-prepared financial statements to include the following:

(Format required – as approved by the Coast RTA Board.)

1. Comparative Balance Sheet (current year month compared to the prior year).
2. Statement of Revenues, Expenses, and Changes in Fund Equity (Month to date, Year to Date, and Budget Year to Date)
3. Income Statement (month to date compared to budget with variance, and Year to date compared to Budget with variance)
4. Income Statement (Current Year to Date compared to Prior Year to Date)
5. Summary information regarding formula and competitive grant awards during the fiscal year. This shall be a list of grants including grant number; sponsor, funding amount; start and end date; funding type (formula, competitive, etc.); amount encumbered and grant balance; and source and amount of any matching funds.

b. Audited prior fiscal year-end Financial Statements no later than April 30 following the fiscal year-end including its audit of Federal Financial Assistance required under OMB Uniform Guidance, 2 CFR 200.500, and all auditor communications related to matters of

concern, including management letters and communications related to material weaknesses in internal controls, significant deficiencies in internal controls, and instances of non-compliance with grants, funding agreements, debt covenants, or other contracts. Agency shall provide draft Financial Statement by December 31<sup>st</sup> following the fiscal year end. Supporting documentation may be requested by the County as a result of the annual review of financial statements.

- c. The approved detailed budget including the Capital Improvement Plan and Business Plan adopted by the Coast RTA Board of Directors is to be provided by September 1<sup>th</sup> annually. Before disbursement of the payment on October 15<sup>th</sup> of each year, the County shall approve the budget by resolution.
  - d. Any and all updates to Coast RTA's long-range financial plan (minimum 5 years in length) and Capital Improvement Program (CIP) (timely asset repair and replacement) within 30 days of such action by the Agency.
  - e. Any and all updates or modifications to the Five-Year Long-Term Strategic Plan (Transportation Development Plan) within three business days of approval by the Coast RTA Board.
  - f. Advance notification to the Clerk of Horry County Council, County Administrator, Director of Finance, and Community Development Director, of all Board meetings, Committee Meetings, Executive Committee meetings, along with any agendas and meeting materials.
  - g. Routes, designated pick-up points and drop-off locations, shall be coordinated annually with the Horry County Emergency Management Director or his designee as specified in the Comprehensive Emergency Management Plan.
  - h. With respect to any contemplated modification of existing routes, and the Agency's public notice and public comment process in that regard, such advance notice directly to the Horry County Administrator and an opportunity for comment concerning the contemplated modification.
  - i. Immediate notification to the County regarding any issues that may arise with the Federal Transit Administration (FTA) as a result of any future FTA Triennial review, Financial Management Oversight review, or other audits, monitoring, or oversight actions initiated by a grantor agency.
  - j. Copies of all grantor monitoring materials, as well as follow-up communications related to any noted deficiencies, findings, or reverted funds within 15 days of receipt.
  - k. Immediate notification of the use of a line of credit or other loan necessary to maintain the operations of the Agency.
4. No less than quarterly, the Agency will present a report at a meeting of the County Transportation Committee (or meeting of the appropriate Standing Committee, such as the Administration Committee), providing a review of their finances as well as their operations, routes, and designated pick-up points and drop-off locations. Included in the report will be a description of any special designation received by the Agency (e.g. "High Risk Agency,") as defined by the U.S. Code of Federal Regulations, a description of any special conditions or restrictions attached to such a designation, and a description of the Agency's efforts at compliance with such conditions or restrictions, and efforts to improve its status at removal of such designation. At the request of



the County Council Chairman, the Agency will present a similar report at a meeting or meetings of the County Council.

5. The Agency must have continually in effect a written Procurement Policy acceptable to the County, adopted and approved by the Agency's Board of Directors, with signed copies and/or minutes from the Board of Director's meeting evidencing adoption of said policy, provided to the County before any funds are disbursed hereunder.
6. No less than quarterly, the Agency's Finance Director and other staff as appropriate will meet with the Horry County Finance Director (or his designee) and the Horry County Community Development Director (or her designee) to review financial and cash flow projections, and to discuss grant and other financial matters. A review of this Agreement will also be conducted at each meeting to ensure compliance. In addition, the Coast RTA Finance Director shall provide to the County any and all other financial information requested by the County, from time to time upon reasonable notice, including grant documents.
7. Upon request of the County, the Agency shall allow one or more representatives of the County access to all financial records of the Agency necessary to examine documentation and support for the receipt and disbursement of the funds provided hereunder, whether received or disbursed by the Agency or such subsidiary or Affiliate Corporation or entity of the Agency. Such access shall be at a reasonable time and place to be determined by the County. This right of access and audit granted to the County shall not be interpreted to limit the right of the County to examine the financial records of any other source contributing funds to the Agency during the term of this Agreement.
8. Assets acquired through this Agreement shall be used solely for the provision of mass transportation in the Agency's service area. In the event the Agency declares the asset to be surplus or non-operable, the Agency may dispose of the asset through methods permitted by its policies and procedures, and in accordance with the terms and conditions of any funding agreement through which the original purchase of the asset was made, in whole or in part. Any residual or salvage value rendered to the Agency from the disposal must be applied to the acquisition of capital assets used for the provision of mass transit, or shall be refunded to the County in proportion to the amount to which the County's appropriation was used in the procurement of the asset.
9. The Agency shall provide a certificate of insurance upon such terms as the County may require, including at least \$1,000,000 per occurrence on each liability policy. This per occurrence amount is based on the services in effect as of June 30 of each year of this Agreement. The County may require a reasonable adjustment to this amount if changes in services occur which are deemed to warrant an adjustment to this amount. Each certificate shall designate the County as a certificate holder, list the County as an additional insured (on all general liability policies not issued by South Carolina Fiscal Accountability Authority), and shall by its terms not be canceled without thirty (30) days' written notice to the County.

10. By accepting the funds which are the subject of this Agreement, the Agency also agrees that it will be primarily responsible for and will defend against any and all causes of action which may arise out of the course of the disbursement and the use of the funds which are the subject of this Agreement, and agrees to reimburse any reasonable attorney fees incurred by the County in defending itself against any such cause of action.
11. If the County shall determine at any time that the funds disbursed hereunder were not spent for a valid public purpose, or in accordance with this Agreement, then the Agency shall, upon demand by the County, repay all or such portion of the funds disbursed hereunder as the County may require.
12. The Agency agrees that the above-referenced funding shall be used for operations and capital expenditures and shall not be used for payments to the Federal Transit Administration or the South Carolina Department of Transportation.
13. NON-APPROPRIATION/CHANGE IN LEGAL STATUS: The continuation of this Agreement is contingent upon the annual appropriation of funds by the County to fulfill its payment obligations under this Agreement. If the County fails to appropriate sufficient monies to provide for payments under this Agreement, the obligation to make payment under this Agreement shall terminate upon ninety (90) days' notice to Coast RTA, and this Agreement shall create no further obligation on the part of the County for such payment. No penalty or expense shall accrue to the County in the event this provision is brought into operation. In the event of a change in the County's statutory authority, mandate or mandated functions, by federal, state, and/or local legislative or regulatory action, which adversely affects the County's authority to continue its obligations under this Agreement, then this Agreement shall automatically terminate without penalty to the County upon written notice to Coast RTA of such limitation or change in the County's legal authority.
14. Nothing in this agreement, nor any actions by the Agency shall be construed as providing the full faith and credit of the County or any other pledge of County funds or assets. Unless otherwise described in the Agreement, the County will not extend credit, including advance payments, to the Agency for any cash deficiencies that the Agency may incur from non-performance of grant agreements or any other circumstance.



**WITNESS OUR HANDS AND SEALS** on the day and year set forth.

WITNESS FOR THE COUNTY

HORRY COUNTY, A BODY POLITIC

\_\_\_\_\_

\_\_\_\_\_

\_\_\_\_\_

Chairman of the County Council,  
on behalf of the County Council

Date

WITNESS FOR COAST RTA

WACCAMAW REGIONAL TRANSIT AUTHORITY, /DBA/  
COAST RTA, A SOUTH CAROLINA PUBLIC AGENCY

\_\_\_\_\_

\_\_\_\_\_

\_\_\_\_\_

Chairman of the Coast RTA Board  
on behalf of the Coast RTA Board

Date

**WACCAMAW REGIONAL TRANSPORTATION AUTHORITY  
RESOLUTION NO. JUNE2018-10**

**AUTHORIZATION TO NEGOTIATE AND EXECUTE FY19  
FUNDING AGREEMENT WITH CITY OF MYRTLE BEACH**

A motion of the Board of the Waccamaw Regional Transportation Authority authorizing the General Manager/Secretary-Treasurer to negotiate and execute the FY19 Funding Agreement with the City of Myrtle Beach.

**Background:**

In the past, the City Of Myrtle Beach has passed a Budget Ordinance approving the Funding Agreement between the City and Waccamaw Regional Transportation Authority (Coast RTA) for each fiscal year. With the acceptance of the agreement, Coast RTA agrees to the terms and conditions stated therein. Payments from the City are made on a quarterly basis.

**Motion:**

It is hereby moved by the Board of the Waccamaw Regional Transportation Authority that the General Manager/Secretary-Treasurer negotiate and execute the FY19 Funding Agreement for funds from the City of Myrtle Beach for mass public transportation services.

Requested by:

\_\_\_\_\_  
Brian Piascik, General Manager/Secretary-Treasurer

APPROVED by the Waccamaw Regional Transportation Authority Board of Directors at the board retreat hereof held on June 27, 2018.

\_\_\_\_\_  
ATTEST:

\_\_\_\_\_  
Robert Sheehan, Ph.D., Board Chair

\_\_\_\_\_  
Darrell Eickhoff, Vice-Chair

\_\_\_\_\_  
Ivory Wilson

\_\_\_\_\_  
Katharine D'Angelo

\_\_\_\_\_  
Wilbert G. James

\_\_\_\_\_  
Lillie Jean Johnson

\_\_\_\_\_  
Sid Blackwelder

\_\_\_\_\_  
Bernard Silverman

\_\_\_\_\_  
Marvin Keene, Ph.D.

\_\_\_\_\_  
Joseph Lazzara

\_\_\_\_\_  
Debbie Gasque

**WACCAMAW REGIONAL TRANSPORTATION AUTHORITY  
RESOLUTION NO. JUNE2018-11**

**AUTHORIZATION TO NEGOTIATE AND EXECUTE FY19  
FUNDING AGREEMENT WITH GEORGETOWN COUNTY**

A motion of the Board of the Waccamaw Regional Transportation Authority authorizing the General Manager/Secretary-Treasurer to negotiate and execute the FY19 Funding Agreement with Georgetown County.

**Background:**

In the past, Georgetown County has passed a Budget Ordinance approving a funding amount between Georgetown County and Waccamaw Regional Transportation Authority (Coast RTA) for each fiscal year. For FY 19, the County expects to pass an ordinance assigning a certain amount per registered vehicle of its Road Use Fee, similar to the action taken by Horry County. This action will come in the form of a budget amendment and will not take effect until September 1, 2018 at the earliest.

**Motion:**

It is hereby moved by the Board of the Waccamaw Regional Transportation Authority that the General Manager/Secretary-Treasurer is authorized to negotiate and execute the FY19 Funding Agreement for funds from Georgetown County for mass public transportation services.

Requested by:

\_\_\_\_\_  
Brian Piascik, General Manager/Secretary-Treasurer

APPROVED by the Waccamaw Regional Transportation Authority Board of Directors at the board meeting hereof held on June 27, 2018.

\_\_\_\_\_  
ATTEST:

\_\_\_\_\_  
Robert Sheehan, Ph.D., Board Chair

\_\_\_\_\_  
Darrell Eickhoff, Vice-Chair

\_\_\_\_\_  
Ivory Wilson

\_\_\_\_\_  
Katharine D'Angelo

\_\_\_\_\_  
Wilbert G. James

\_\_\_\_\_  
Lillie Jean Johnson

\_\_\_\_\_  
Sid Blackwelder

\_\_\_\_\_  
Bernard Silverman

\_\_\_\_\_  
Marvin Keene, Ph.D.

\_\_\_\_\_  
Joseph Lazzara

\_\_\_\_\_  
Debbie Gasque